


FLAG CEREMONIES

Flag Ceremony Guidelines



Simplicity is the keynote of any flag ceremony; emphasis should be on respect for the flag rather than on the commands or techniques. Some questions to be addressed when planning a flag ceremony:

1. Who will carry the flag?
2. Who will be the color guard?
3. Who will give the directions for the ceremony?
4. What song shall we sing? Who will sound the pitch and start the song?
5. Do we want a poem or quotation? Who will say or read it?
6. After the Pledge of Allegiance, shall we say the Promise and Law?
7. In what order should we do all of these things?
8. When should we practice this?
9. Where will the flags be placed at the end of the ceremony?

Terms used in a Flag Ceremony:

The color bearer (or flag bearer) is the person who carries the flag. There is one color bearer for each flag in the ceremony.

The color guard is a team that guards the flags. Any even number of guards may be used, but usually four or six girls are sufficient.

The Girl Scout-in-Charge (or caller) is a designated Girl Scout who announces each part of the ceremony.

Basic Flag Ceremony Commands:

"Girl Scouts, attention." Used to announce that the flag ceremony is to begin. Please stand.

"Color Guard advance." This signals the Color Guard to place the flag in flag stands or to attach the flag to the flagpole rope.

"Color Guard, retire the colors." This asks the Color Guard to remove the flag from standards, or to lower the flag, detach from the rope, and fold prior to being dismissed.

"Color Guard, honor your flag." The Color Guard salutes the American flag.

"Please join me in the pledge to the flag." *I Pledge ...*

"Please join me in the GS Promise." *On my Honor ...*

"Color Guard, dismissed." The Color Guard leaves in formation, with or without the flag. If the flag is to be placed in a stand, an additional command of "Color Guard, post the colors," would be added just before the dismissal.

Handling the American Flag:

The display of our American Flag is governed by law to ensure that it will be treated with the respect due the flag of a great nation. This is known as the Flag Code. Some of the rules most useful for Girl Scouts are:



The American Flag should be placed in the center, and higher, when displayed with a group of state, local or organizational flags flown from staffs. It may also be positioned to the right of other flags (if you were to hold the flag while facing your audience, your right side should be the flag's own right).

"When displayed from a staff in a church or public auditorium, the flag of the United States of America should hold the position of superior prominence, in advance of the audience, and in the position of honor at the clergyman's or speaker's right as he faces the audience. Any other flag so displayed should be placed on the left of the clergyman or speaker or to the right of the audience."

The flag should be hoisted briskly and lowered slowly with dignity.

The flag should never be allowed to touch anything beneath it, nor should it ever be carried flat or horizontally - always aloft and free.

Never use the flag as a cover or place anything on top of it.

No disrespect of any kind should be shown to the flag of the United States. It should be kept clean.

The flag, when carried in a procession with other flags, should be either on the marching right or, if there is a line of other flags, in front of the center of that line.

When you display the flag on a wall or in a window where people see it from the street, it should be displayed flat with the blue part at the top and on the flag's own right (which is the observer's left).

When displayed after dark, the flag should be illuminated.



Flag Ceremony Diagrams:

Here are a few basic principles for honoring the American flag in the presence of Girl Scout flags.

The United States flag should be in one of the following positions: first, to the flag's own right, center front, or center and higher.

A few of the most common situations in troop, adult, or large organization meetings have been used in illustrating these principles. Since the presence of color guards does not later flag positions, they are not shown. Other Girl Scout flags can be added as desired.










Two flags: right.



Three flags: center front



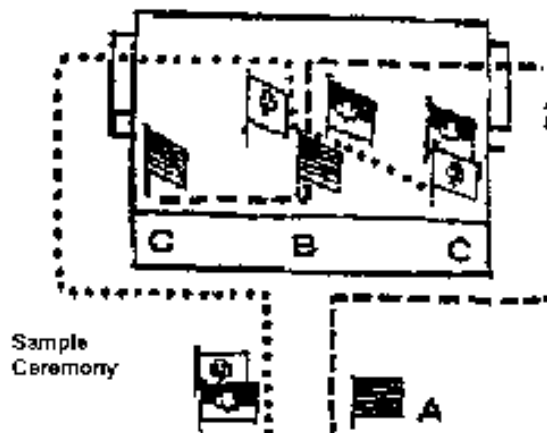
Many flags: In front


-  United States Flag
-  World Association Flag
-  Troop Flag
-  Direction flag faces
-  Indicates "flag's own right"
-  Path of American Flag
-  Path of Troop Flags

Sample ceremony using these principles:


Sample ceremonies using these principles:

- A. Carried in: U.S. flag leading, World Association flag next, troop flag third. U.S. flag turns right at end of aisle, Scout flags go to left.
- B. Held for ceremony: U.S. flag at front center stage, Scout flags behind it.
- C. Grounded: Scout flags grounded before U.S. flag. U.S. flag grounded last and in highest stand.
- D. Retiring flags: U.S. flag is picked up first, carried along route which Scout flags are entered. Scout flags go out the other way. This keeps the U.S. flag on the right.







Two flags: right




All same level: right




Many flags: right




On platform: Flag's own right.



Three flags: center




Higher, if centered



Against wall: flag's own right

AN OUTDOOR FLAG CEREMONY



There are dozens of variations on how to “do” an outdoor flag ceremony! How your girls do it depends on their age, ability, and experience. Always remember, the most important point of any flag ceremony is respect and honor! Mistakes may occur - the flag may be raised upside down, it may accidentally touch the ground, it may be folded wrong, or something else may happen! Leaders need to be sure the girls understand what went wrong so it (hopefully) won't happen again, but they will feel worse than you do, so be gentle! The following information may look complicated, but it really isn't - just remember to start simple and “practice makes perfect!!”

THE PARTICIPANTS:

THE FLAG BEARER: Carries the flag to or from the flagpole; handles the raising or lowering of the flag. NEVER SPEAKS, SINGS, OR OTHERWISE PARTICIPATES IN OTHER PARTS OF THE CEREMONY.

THE COLOR GUARD: Serve as escorts for the flag bearer and official guardians of the flag during the entire ceremony. There may be 2, 4, 6, 8 and so on, members of the color guard - usually 4 people make up the color guard. THEY NEVER SPEAK, SING, OR OTHERWISE PARTICIPATE IN OTHER PARTS OF THE CEREMONY.

THE CALLER: Is responsible for giving all verbal commands during the ceremony.

NOTE: Traditionally in Girl Scouting the above people have worn red flag sashes—they are optional, not required. If sashes are worn; the Flag Bearer wears hers over the right shoulder and tied with a square knot on the left side. The Color Guard and the Caller wear the sash around the waist and tied with a square knot on the left side.

ATMOSPHERE: Silence! All campers and adults remain absolutely quiet during the ceremony except when the Caller directs them to participate.

SUGGESTED PROCEDURE: The flag bearer and color guard should be in place before the campers assume their places. Campers generally “line up” with someone at the head of the line who can lead the group into the flag pole area in a horseshoe formation or semi-circle, etc. There should be a designated quiet point as the group enters. As soon as the group is in place the Caller (who may take her place at the last of the horseshoe and stand slightly forward in order to be heard) will begin the flag ceremony.

CALLER: “Color Guard, Advance”

NOTE: At this point, depending on the purpose of the ceremony - to raise or lower the flag - the Caller will direct the campers and the Color Guard. The ingredients of the ceremony are not always the same, but participation by the campers takes place after the flag has been raised or before it is lowered. The Pledge of Allegiance is usually repeated (everyone salutes the flag by placing the hand over the heart) patriotic songs, poems, readings or other items may be included. The Caller leads this part, also.

RAISING THE FLAG: The Caller - “Color Guard, post the colors.”

The Flag Bearer steps forward followed by the first two members of the Color Guard (can be one member of the Color Guard) who takes position on the right and left of the Flag Bearer.

The Flag Bearer unties the rope and brings the hooks down to be placed in the grommets of the flag - a member of the Color Guard is now holding the flag. The Flag Bearer hooks the first grommet and then the second. **AS SOON AS THE FIRST GROMMET IS HOOKED ALL CAMPERS IN THE HORSESHOE SALUTE BY PLACING HAND OVER HEART - SALUTE IS HELD UNTIL FLAG REACHES THE TOP OF THE FLAG POLE.** The Color Guard makes sure the flag is unfolded before the Flag Bearer pulls the rope briskly to raise the flag. The rope is then secured, the Color Guard members resume their positions as does the Flag Bearer.

The Caller directs the campers in the Pledge, song, etc. after which the Caller gives the command, "Color Guard dismissed". The Color Guard allows the Bearer to move to their front after all turn and face their original point, they move to that point and turn and face the campers with the Flag Bearer coming back to the front. The Caller then announces, "Girl Scouts, dismissed". The last person in the horseshoe then becomes the leader and moves the group out until the last person has passed the original "quiet point" and the Flag Ceremony is over.

LOWERING THE FLAG: The Caller directs the campers in the Pledge, song, etc. and then announces, "Color Guard, retire the colors." The same process as above takes place with the Flag Bearer lowering the flag, slowly. **AS SOON AS THE FLAG STARTS DOWN THE FLAG POLE THE CAMPERS SALUTE (AS ABOVE) AND HOLD THE SALUTE UNTIL THE LAST HOOK IS REMOVED.** The Color Guard gathers the flag as it comes down to keep it from reaching the ground. As soon as the last hook is undone the bearer passes the flag to the Color Guard who takes it back to their original positions and pass the end of the flag to the other members of the Color Guard. Meanwhile, the Flag Bearer has secured the ropes and taken her original position, facing the flagpole. At this point, the Color Guard folds the flag, as follows.

FOLDING THE FLAG: Open Flag is held by the Color Guard with blue field nearest flagpole. It is folded lengthwise in half, and depending on size, again lengthwise in half with blue field always on the outside. The last guards begin folding flag in a triangle toward the blue field. They continue to fold until they reach the next pair of guards. (See the girl's handbook for display and use of the flag).

The Color Guard resumes its original position. One member of the first couple steps up in front of the Flag Bearer, places the flag, with point away from Bearer, in her outstretched hands and returns to her position.

The Caller then commands, "Color Guard, dismissed". The same procedures then takes place as described in the Flag Raising, above.

All flag ceremonies at camp do not have to take place at the camp flag pole—you may want to improvise by using a tree in your unit and establishing your flag area. Don't forget, if it starts raining during the day—someone go take the flag down—respectfully, but not necessarily "in ceremony"!

The key to successful flag ceremonies is to really practice—the Color Guard (includes the Flag Bearer and Caller) should have some time during the day or the evening before to practice without an audience so they feel very comfortable!

Folding the Flag Ceremony

(from the U.S. Air Force Academy)



The first fold of our flag is a symbol of life.

The second fold is a symbol of our belief in the eternal life.

The third fold is made in honor and remembrance of the veteran departing our ranks who have a portion of life for the defense of our country to attain a peace throughout the world.

The fourth fold represents our weaker nature, for as American citizens trusting in God, it is to Him we turn in times of peace as well as in times of war for His divine guidance.

The fifth fold is a tribute to our country, for in the words of Stephen Decatur, "Our country, in dealing with other countries, may she always be right; but it is still our country, right or wrong."

The sixth fold is for where our hearts lie. It is with our heart that we pledge allegiance to the flag of the United States of America, and to the republic for which it stands, one nation, under God, indivisible, with liberty and justice for all.

The seventh fold is a tribute to our Armed Forces, for it is through the Armed Forces that we protect our country and our flag against all her enemies, whether they be found within or without the boundaries of our republic.

The eighth fold is a tribute to the one who entered in to the valley of the shadow of death, that we might see the light of day, and to honor mother, for whom it flies on mother's day.

The ninth fold is a tribute to womanhood; for it has been through their faith, love, loyalty and devotion that the character of the men and women who have made this country great have been molded.

The tenth fold is a tribute to father, for he, too, has given his sons and daughters for the defense of our country since they were first born.

The eleventh fold, in the eyes of a Hebrew citizen, represents an emblem of eternity and glorifies, in their eyes, God the Father, the Son, and Holy Ghost.

When the flag is completely folded, the stars are uppermost, reminding us of our national motto, "In God we Trust."

(Wait for the Honor Guard or Flag Detail to inspect the flag - after the inspection, resume reading.)

After the flag is completely folded and tucked in, it takes on the appearance of a cocked hat, ever reminding us of the soldiers who served under General George Washington and the sailors and marines who served under Captain John Paul Jones who were followed by their comrades and shipmates in the Armed Forces of the United States, preserving for us the rights, privileges, and freedoms we enjoy today.

"Recipe" Flag Ceremony

This ceremony is especially good for younger girls.

.....
: **FLAG RECIPE SUPPLIES:** 6 Girls · 1 cup red chips (or red crepe paper) · 1 cup blue chips :
: 1 cup white chips · 1 cup stars · 1 large pot · 1 American flag · 1 long handled spoon :
.....

1. We are going to fix for you
A treat that's really grand.
And make for you a recipe -
The greatest in the land.
2. In first we will put a heaping cup (pour red chips into pot & stir)
of red for courage true.
3. And then we will add for loyalty, (pour blue chips into pot & stir)
4. For purity, we will now sift in (pour white chips into pot & stir)
A layer of snowy white.
5. We will sprinkle in a pinch of stars (pour stars into pot & stir)
To make it come out right.
6. We will stir and stir and then we will see
That what we have made is...



ALL-Old Glory (pull out folded flag from bottom of pot and hold up for the pledge and song).

All-Our flag is the most beautiful flag in the world, let us always be loyal to it.

It is suggested that the six girls leave their places and stand in a horseshoe around the pot facing the group. All pull out the flag together. A spotlight is also nice.

FLAG CEREMONY MULTIPLE LEVELS (from G.S. of Rolling Hills website) -

Opening: Quiet Sign

(Girl Scout Daisy Flag enters, carried by a Girl Scout Daisy)

Narrator: "I am the Daisy Girl Scout Flag. I have watched over the Girl Scouts in blue. I have watched them become Girl Scouts and now they seek the wise old owl."

(Girl Scout Brownie Flag enters, carried by a Girl Scout Brownie)

Narrator: "I am the Girl Scout Brownie Flag. I have watched over the Girl Scouts in brown. I have guided their enthusiasm for three years and now they fly from my arms."

(Girl Scout Flag enters, carried by a Girl Scout Junior.)

Narrator: "I am the Girl Scout Flag. I have watched over the Girl Scouts in green. For three years I have watched them grow and now they step upward to Cadette Girl Scouting."

(World Association Flag enters carried by a Girl Scout Cadette.)


Narrator: "I am the World Association Flag. I watch over my Girl Scouts to appreciate Girl Scouting/ Girl Guiding all over the world. They have the same international spirit that made me great. I watch Cadette Girl Scouts grow to become Girl Scout Seniors. PLEASE STAND."

(United States Flag enters, carried by a Girl Scout Senior.)

Narrator: "I am the United States Flag. I watch over all Girl Scouts. I can hold my head high when I am with them."

"THE FLAG OF YOU COUNTRY, PLEDGE ALLEGIANCE."
COLOR GUARD, POST YOUR COLORS. COLOR GUARD DISMISSED.

Ceremony for Retiring a Worn Flag (from G.S. of Rolling Hills website)



This is a solemn ceremony and should be done with utmost respect for the retiring of the flag of our country.

Items needed: Flag to be retired, sharp scissors, flashlight, fire to burn the flag.

People needed: The Color guard - - four girls, one for each corner of the flag. One or two girls will cut the flag; one or two girls will lay flag pieces on the fire.

GIRL SCOUT IN CHARGE: "Color guard, advance." (may carry flag folded or open on a pole).
"Please stand. Our Pledge of Allegiance."

An appropriate reading or poem.
Song - optional

GIRL SCOUT IN CHARGE: "When the flag of our country has become worn or damaged, the proper way to dispose of it is through burning or burial. We are here tonight to pay our last respects to this particular flag with love and reverence. Each stripe stands for one of the thirteen colonies, and each state is represented by a star on a field of blue."

When reader finishes, the cutter starts cutting the first stripe. When it is entirely cut, she lays it over the arm of another color guard member to lay on the fire.

As each stripe is laid on the fire, the Girl Scout- in-Charge calls out the name of the thirteen original colonies in the order in which the states were admitted to the Union. The first stripe stands for Delaware, then Pennsylvania, New Jersey, Georgia, Connecticut, Massachusetts, Maryland, South Carolina, New Hampshire, Virginia, New York, North Carolina, and Rhode Island.

The field of blue with white stars, which stands for all the states, is burned last. It should be laid on the fire with two girls holding the corners, not tossed onto the fire.

Closing: A song such as "God Bless America"

The girls are excused in silence while taps is played or hummed by the group.



I am Old Glory!—A Reading for Retiring Wornout Flags



I am Old Glory; for more than 9 score years I have been the banner of hope and freedom for generation after generation of Americans. Born amid the first flames of America's fight for freedom, I am the symbol of a country that has grown from a little group of 13 colonies to a united nation of 50 sovereign states. Planted firmly on the high pinnacle of American Faith, my gently fluttering folds have proved an inspiration to untold millions. Men have followed me into battle with unwavering courage. They have looked upon me as a symbol of national unity. They have prayed that they and their fellow citizens might continue to enjoy the life, liberty and pursuit of happiness, which have been granted to every American as the heritage of free men. So long as men love liberty more than life itself, so long as they treasure the priceless privileges bought with the blood of our forefathers; so long as the principles of truth, justice and charity for all remain deeply rooted in human hearts, I shall continue to be the enduring banner of the United States of America.

Remember as you look at your Flag, which is the symbol of our nation, that it is red because of human sacrifice. It is blue because of the true blue loyalty of its defenders. It is white to symbolize liberty - our land of the free. The stars are symbols of the united efforts and hope in the hearts of many people striving for a greater nobler America.

(At the beginning of the ceremony the speaker should say who the flag grommets will be given to. They are a form of good luck and can be carried or worn by the person who receives one.)

[Lower the colors or unfold the flag.]

Our flag has been used so much, that it is no longer a fitting emblem to display, so we are respectfully burning it.

FIRST STRIPE: The 13 stripes stand for the original 13 colonies which are; Massachusetts, Virginia, Pennsylvania, New York, Connecticut, Rhode Island, New Hampshire, Delaware, Maryland, North Carolina, Georgia, and New Jersey.

SECOND STRIPE: The white stands for purity

THIRD STRIPE: The red stands for courage

FOURTH STRIPE: "Give me liberty or give me death"

FIFTH STRIPE: "One if by land, two if the sea"

SIXTH STRIPE: We the people of the United States, in order to form a more perfect union, establish justice, insure domestic tranquility, provide for the common defense, promote the general welfare, and secure the blessings of liberty to ourselves and our posterity, do ordain and establish this Constitution of the United States of America.

SEVENTH STRIPE: We hold these truths to be self evident that all men are created equal. They are endowed by their creator with certain inalienable rights. Among these are life, liberty, and the pursuit of happiness.

EIGHTH STRIPE: Congress shall make no law respecting an establishment of religion or prohibiting the free exercise thereof

NINTH STRIPE: Congress shall make no law abridging the freedom of speech or press.

TENTH STRIPE: "Four score and seven years ago, our fathers brought forth to this continent a new nation."

ELEVENTH STRIPE: The right of citizens of the United States to vote shall not be denied or abridged by the United States or by any state on account of sex.

TWELFTH STRIPE: "Ask not what your country can do for you, but what you can do for your country."

THIRTEENTH STRIPE: "One small step for man, one giant leap for mankind."

Each state is being represented by a star on a field of blue, which signifies a new constellation being formed.

"As we place it in the fire, let it burn brightly and remind us how truly our flag represents our country."

- * Nothing should ever be added to the ceremonial fire after the Flag has been burned (out of respect)
- * The next morning the girls that actually burned the flag and their leader will gather the ashes to be buried.
- * This could be included as the last step in the ceremony if they wanted all of those in attendance to participate.
- * If the ashes are entirely out, they can be carried to the burial site in a box, if the ashes are still hot, a bucket could be used, then place by shovels-full into the hole.
- * For the burial site: A hole is dug, the dirt placed carefully beside it and the ashes are placed into the hole by handfuls. Fill the hole back up with dirt, a marker can be placed.

